

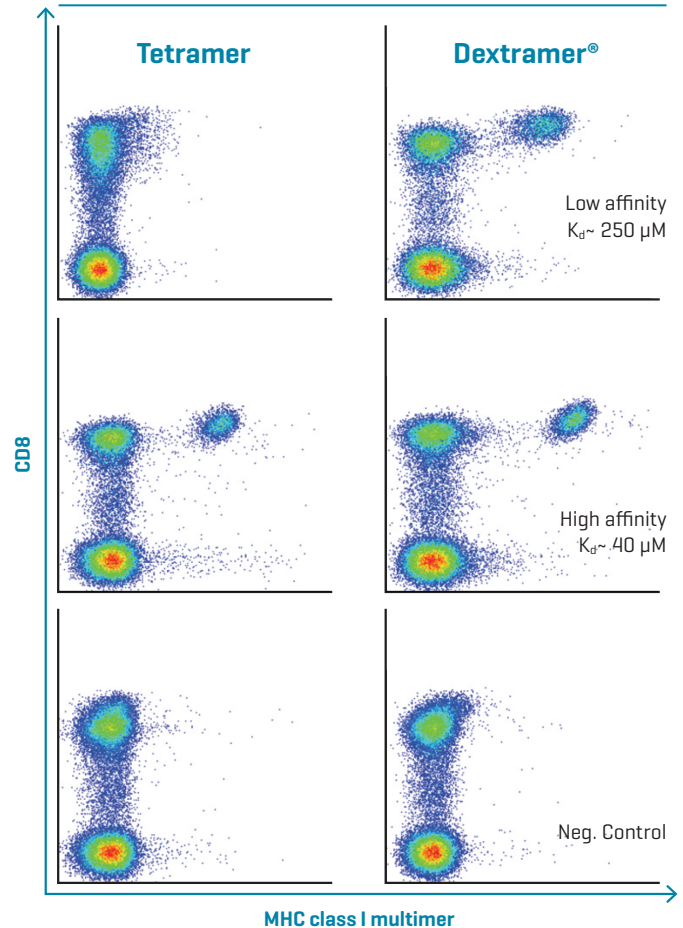
## Highly sensitive monitoring of antigen-specific CD8+ T cells by flow cytometry

MHC I Dextramer® are made up of a flexible dextran polymer decorated with multiple fluorophores and an optimized number of peptide-MHC class I complexes. They are designed for immune monitoring of antigen specific CD8+ T cells with superior sensitivity.

### Applications of MHC I Dextramer®

- Detection, isolation and enumeration of antigen-specific CD8+ T cells by flow cytometry
- Epitope discovery
- Characterization of vaccine responses
- Longitudinal studies of immunity

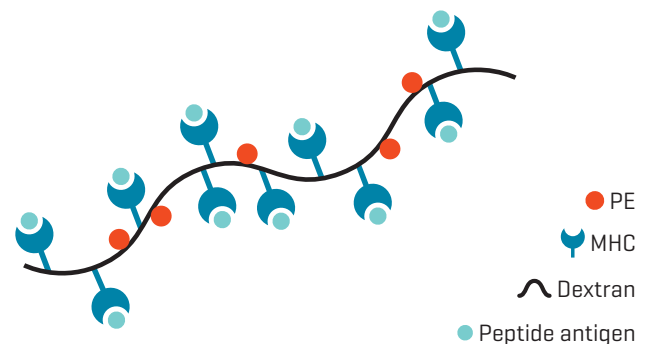
Identify Low-Affinity CD8+ T Cells that Other Technologies Miss



Adapted from Dolton *et al.*, Clin Exp Immunol. 2014.

## Reasons why you should work with MHC I Dextramer®

- High order multimers with exceptional avidity enabling sensitive detection and isolation of antigen-specific T cell populations with a broad range of TCR affinities.
- Ability to investigate the importance of MHC I variability in disease with access to a vast collection of MHC alleles and off-the-shelf epitopes.
- Rigorous quality control ensuring reliable and reproducible results.



## Expand the Scope of Your Research with the Broadest Portfolio of MHC I Alleles

To satisfy diverse research needs, our list of available MHC I alleles is constantly expanding. You can select from >90 available MHC alleles, including human, mouse, and primates.

## Customized Solutions for Your Research

Immudex offers customer-defined MHC I Dextramer<sup>®</sup> reagents tailored to your needs:

- New MHC alleles and peptide epitopes not listed on our website
- Customized MHC I Dextramer<sup>®</sup> with your alleles and peptides of choice
- MHC I Dextramer<sup>®</sup> reagents produced according to GMP standards

## Unravel Disease-Specific Immunity with MHC I Dextramer<sup>®</sup>

MHC I Dextramer<sup>®</sup> reagents make it possible to monitor cytotoxic T-cell populations in response to disease and therapy within various disease areas:

### List of selected available MHC I alleles



#### HUMAN

HLA-A\*0101  
HLA-A\*0201  
HLA-A\*0301  
HLA-A\*1101  
HLA-A\*2301  
HLA-A\*2402  
HLA-A\*2902  
HLA-A\*6801  
HLA-B\*0702  
HLA-B\*0801  
HLA-B\*2705  
HLA-B\*3501  
HLA-B\*4201  
HLA-B\*4403  
HLA-B\*5101  
HLA-B\*5701  
HLA-B\*5703  
HLA-C\*0304  
HLA-C\*0602



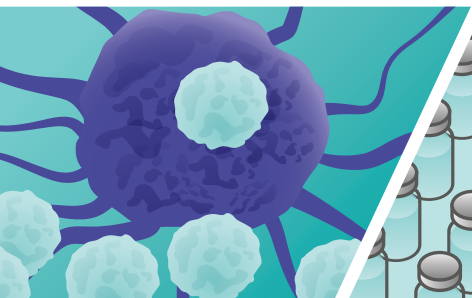
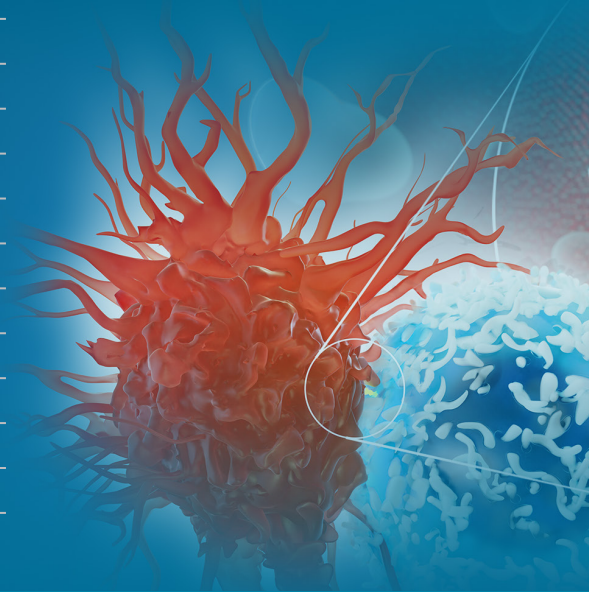
#### MOUSE

H-2 Dd  
H-2 Dk  
H-2 Kb  
H-2 Kd  
H-2 Kk  
H-2 Ld  
H-2 Db




#### PRIMATE

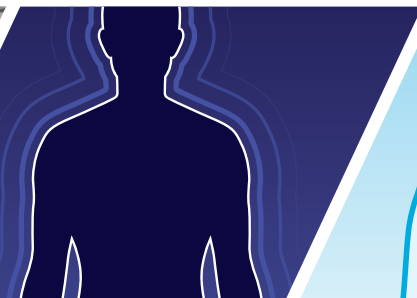
Mamu-A\*01  
Mamu-A\*08  
Mamu-B\*17



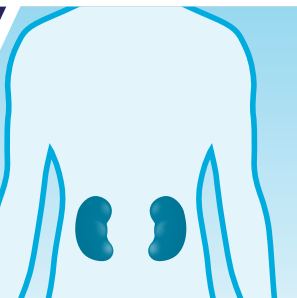
Immuno-oncology



Infectious Disease



Autoimmunity



Transplantation

© Immudex ApS. Denmark, 2023

For research use only. Not for use in diagnostic or therapeutic procedures.